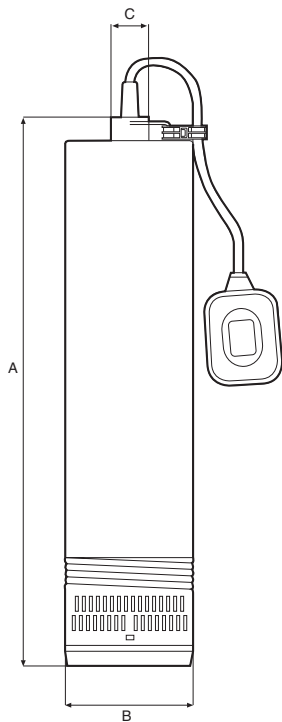
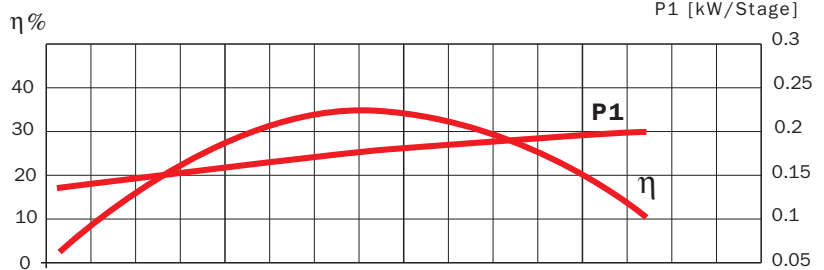
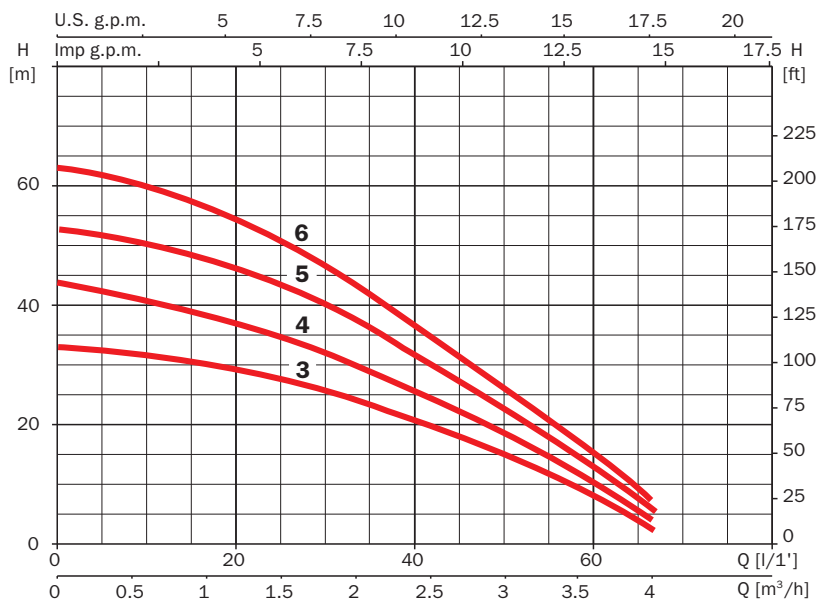


Acuaria07



Curvas de funcionamiento a 2900 r.p.m.
Performance curves at 2900 r.p.m.



	A	B	C	Kg
Acuaria07 3	491	123.6	1"	9.8
Acuaria07 4	523.5	123.6	1"	11
Acuaria07 5	557	123.6	1"	12
Acuaria07 6	600	123.6	1"	13.2

230 V 50 Hz	400 V 50 Hz	A		P1 (kW)		kW	HP	μF	I/1' m³/h	10 0.6	20 1.2	30 1.8	40 2.4	45 2.7	50 3.0	60 3.6	65 3.9
		1~ 230 V	3~ 400 V	1~	3~												
Acuaria07 3M	Acuaria07 3	2.8	1.2	0.6	0.6	0.37	0.5	12		33	29	26	21	18	15	8	4
Acuaria07 4M	Acuaria07 4	3.5	1.7	0.8	0.8	0.5	0.75	12		41	37	32	26	22	19	10	6
Acuaria07 5M	Acuaria07 5	4.1	1.9	0.95	0.95	0.75	1	12		50	46	40	32	27	23	13	8
Acuaria07 6M	Acuaria07 6	5.0	2.0	1.1	1	0.9	1.2	16		60	55	47	37	32	26	15	9